

NOTE: TREE PLANTED IN SAMPLE ROAD
RIGHT-OF-WAY WILL REQUIRE A SEPARATE
FDOT LANDSCAPE PERMIT

Michael D
Grosswirth
h

Digitally signed by
Michael D Grosswirth
DN: c=US, o=THOMAS
ENGINEERING GROUP LLC,
ou=A01410C000001720E
31831F0000EFAC,
cn=Michael D Grosswirth
Date: 2022.08.22 09:06:56
-04'00'

B.C.H.C.E.D. REF. NO. 200617002

THOMAS
ENGINEERING GROUP

CIVIL ENGINEERS - PROJECT MANAGERS - LAND PLANNING - LANDSCAPE ARCHITECTS

6300 NW 31ST AVENUE
FORT LAUDERDALE, FL 33309
PH: (954) 202-7000
FX: (954) 202-7070
www.ThomasEngineeringGroup.com

4850 W. KENNEDY BLVD.
SUITE 100
JUPITER, FL 33458
PH: (561) 203-7503
P: 561-202-7000

811 KNOW WHAT'S BELOW
ALWAYS CALL 811
BEFORE YOU DIG
It's fast. It's free. It's the law.
www.callsunshine.com

BUILDING PERMIT

PROJECT No.: F190044
DRAWN BY: JV
CHECKED BY: MDG
DATE: 05-23-19
CAD I.D.: F190044 - IRRIGATION
PLAN/SECTION: L-3.0

**FESTIVAL
MARKETPLACE
POMPAÑO BEACH, FL**

FOR

URBN DESIGN
696 NE 125TH STREET
NORTH MIAMI, FL 33415

THOMAS
ENGINEERING GROUP

6300 NW 31ST AVENUE
FORT LAUDERDALE, FL 33309
PH: (954) 202-7000
FX: (954) 202-7070
www.ThomasEngineeringGroup.com

MICHAEL D. GROSSWIRTH
REGISTERED LANDSCAPE ARCHITECT
August 22, 2022
FLORIDA BOARD OF LANDSCAPE ARCHITECTS
FLORIDA BUSINESS REGISTRATION NO. 27528

THOMAS
ENGINEERING GROUP


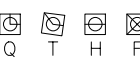
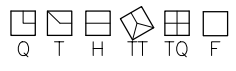
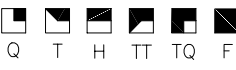
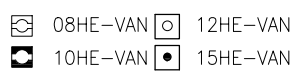



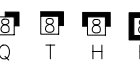
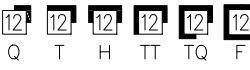
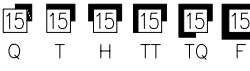













6300 NW 31ST AVENUE
FORT LAUDERDALE, FL 33309
PH: (954) 202-7000
FX: (954) 202-7070
www.ThomasEngineeringGroup.com

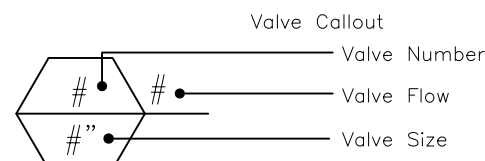
MICHAEL D. GROSSWIRTH
REGISTERED LANDSCAPE ARCHITECT
August 22, 2022
FLORIDA BOARD OF LANDSCAPE ARCHITECTS
FLORIDA BUSINESS REGISTRATION NO. 27528

SHEET TITLE:
**IRRIGATION
SCHEMATIC**

SHEET NUMBER:
L-3.0

IRRIGATION SCHEDULE

SYMBOL	MANUFACTURER/MODEL/DESCRIPTION	QTY	PSI		
	Rain Bird 1806-U-PRS 15 Strip Series Turf Spray 6.0" Pop-Up Sprinkler with Co-Molded Wiper Seal. Side and Bottom Inlet. 1/2" NPT Female Threaded Inlet. Pressure Regulating.	11	30		
	Rain Bird 1806-U-PRS U8 Series Turf Spray 6.0" Pop-Up Sprinkler with Co-Molded Wiper Seal. Side and Bottom Inlet. 1/2" NPT Female Threaded Inlet. Pressure Regulating.	5	30		
	Rain Bird 1806-U-PRS U12 Series Turf Spray 6.0" Pop-Up Sprinkler with Co-Molded Wiper Seal. Side and Bottom Inlet. 1/2" NPT Female Threaded Inlet. Pressure Regulating.	58	30		
	Rain Bird 1806-U-PRS U15 Series Turf Spray 6.0" Pop-Up Sprinkler with Co-Molded Wiper Seal. Side and Bottom Inlet. 1/2" NPT Female Threaded Inlet. Pressure Regulating.	59	30		
	Rain Bird 1806-U-PRS HE-VAN Series Turf Spray 6.0" Pop-Up Sprinkler with Co-Molded Wiper Seal. Side and Bottom Inlet. 1/2" NPT Female Threaded Inlet. Pressure Regulating.	1	30		
	Rain Bird 1806-U-PRS 15 Strip Series Turf Spray 6.0" Pop-Up Sprinkler with Co-Molded Wiper Seal. Side and Bottom Inlet. 1/2" NPT Female Threaded Inlet. Pressure Regulating.	2	30		
	Rain Bird 1806-U-PRS 15 Strip Series Turf Spray 6.0" Pop-Up Sprinkler with Co-Molded Wiper Seal. Side and Bottom Inlet. 1/2" NPT Female Threaded Inlet. Pressure Regulating.	59	30		
	Rain Bird 1812-PRS-U 15 Strip Series Shrub Spray, 12.0" Pop-Up Sprinkler with Co-Molded Wiper Seal. Side and Bottom Inlet. 1/2" NPT Female Threaded Inlet. With Pressure Regulating Device.	6	30		
	Rain Bird 1812-PRS-U 8 Series Shrub Spray, 12.0" Pop-Up Sprinkler with Co-Molded Wiper Seal. Side and Bottom Inlet. 1/2" NPT Female Threaded Inlet. With Pressure Regulating Device.	9	30		
	Rain Bird 1812-PRS-U 10 Series Shrub Spray, 12.0" Pop-Up Sprinkler with Co-Molded Wiper Seal. Side and Bottom Inlet. 1/2" NPT Female Threaded Inlet. With Pressure Regulating Device.	3	30		
	Rain Bird 1812-PRS-U 12 Series Shrub Spray, 12.0" Pop-Up Sprinkler with Co-Molded Wiper Seal. Side and Bottom Inlet. 1/2" NPT Female Threaded Inlet. With Pressure Regulating Device.	3	30		
	Rain Bird 1812-PRS-U 15 Series Shrub Spray, 12.0" Pop-Up Sprinkler with Co-Molded Wiper Seal. Side and Bottom Inlet. 1/2" NPT Female Threaded Inlet. With Pressure Regulating Device.	17	30		
	Rain Bird 1804-1400 Flood Flood Bubbler 4" popup	119	40		
SYMBOL	MANUFACTURER/MODEL/DESCRIPTION	QTY	PSI	GPM	RADIUS
	Rain Bird 3500-S Shrub Rotor, adjustable and full circle	4	25	0.54	15'
	Rain Bird 3500-S Shrub Rotor, adjustable and full circle	20	25	0.77	20'
	Rain Bird 3500-S Shrub Rotor, adjustable and full circle	2	25	1.06	23'
	Rain Bird 3500-S Shrub Rotor, adjustable and full circle	7	25	1.4	27'
	Rain Bird 3500-S Shrub Rotor, adjustable and full circle	26	25	2.17	29'
	Rain Bird 3500-S Shrub Rotor, adjustable and full circle	8	25	2.97	31'
	Rain Bird PN-PP Plastic Nozzle with Plug Performance.	8	65	10.7	58'
SYMBOL	MANUFACTURER/MODEL/DESCRIPTION	QTY			
	Rain Bird 300-BPES Angle 3" Brass Electric Remote Control Valve, with Angle Configuration. With a Patented Nylon Scrubber that Scrapes a Stainless Steel Screen to Prevent Debris Build-Up and Clogging.	20			
	Buckner-Superior AV 3/4", 1", 1-1/4", 1-1/2", and 2" Red Brass Angle Shut Off Valves with Cross Handle.	6			
	Rain Bird ESP12LXMEF-LXMMSS with (02) ESPLXMSM12 36 Station Commercial Controller. Stainless Steel Metal Cabinet. Flow Sensing	1			
	Rain Bird RSD-BEX Rain Sensor, with bracket, extension wire	1			
	10hp Centrifugal Pump, 165 TDH, 65 psi 6" Cased Well	1			
	Irrigation Lateral Line: PVC Class 160 SDR 26	9,079 I.f.			
	Irrigation Mainline: PVC Class 200 SDR 21	2,506 I.f.			



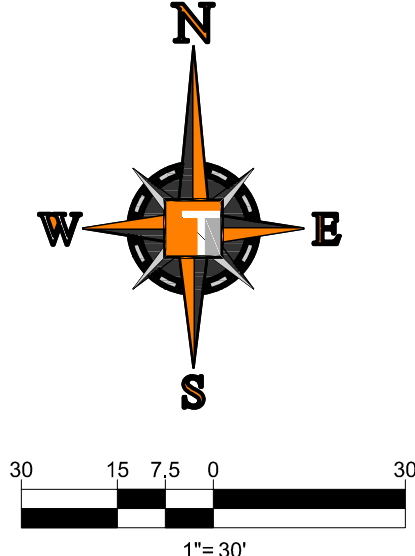
BROWARD COUNTY HIGHWAY CONSTRUCTION AND
ENGINEERING DIVISION

☐ PLAN CONSISTENT
WITH PLAT REQUIREMENTS

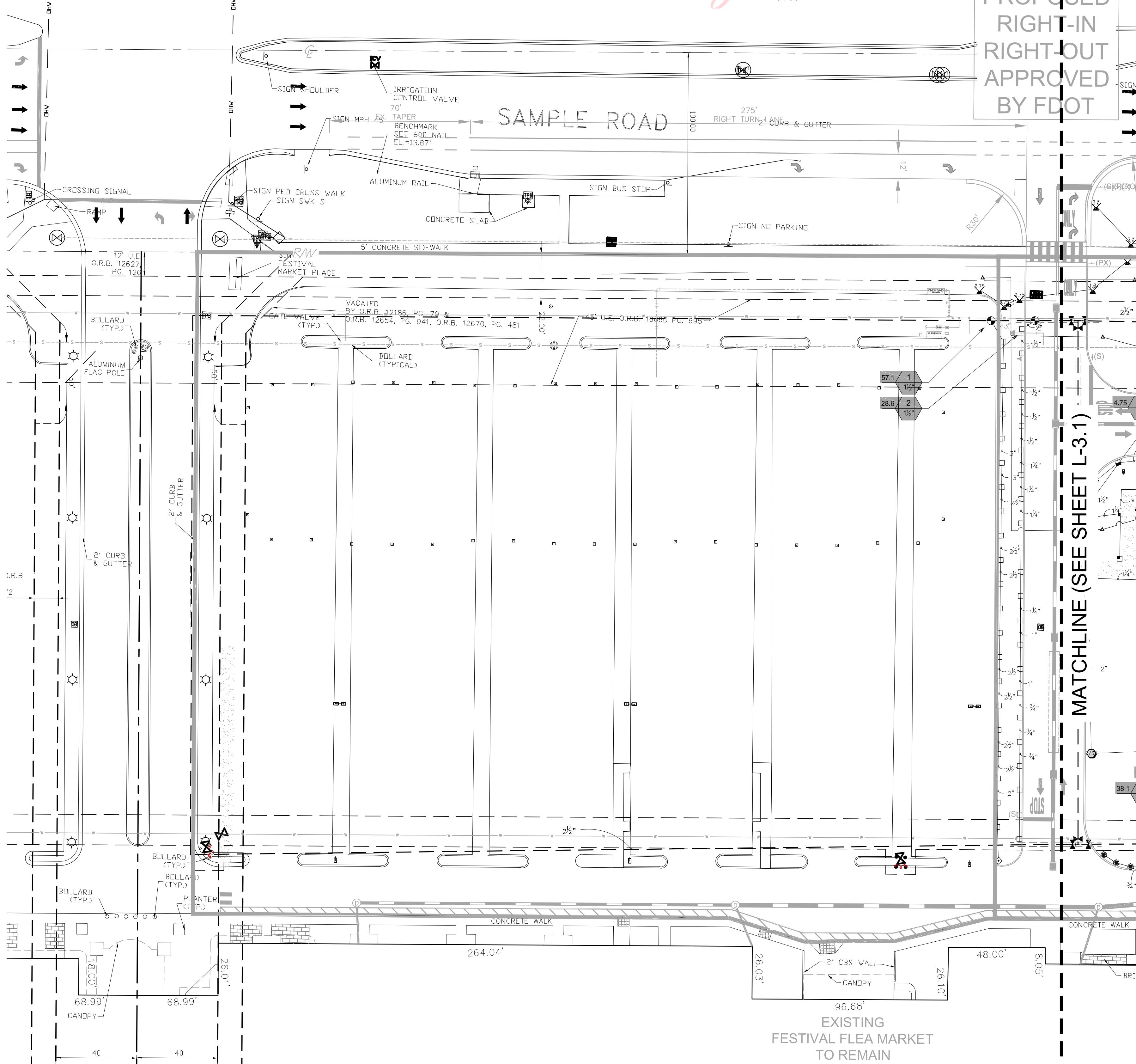
☐ PUBLIC RIGHT OF WAY APPROVAL
FOR PAVING, GRADING AND DRAINAGE

BY: _____ DATE: _____

DOES NOT INCLUDE APPROVAL
OF PAVEMENT MARKING & SIGNS



MATCHLINE (SEE SHEET L-3.1)



EXISTING IRRIGATION MAINLINE TO BE
PRESERVED IN PLACE WHEREVER
POSSIBLE. CUT/CAP/REROUTE EXISTING
SYSTEM AS NECESSARY TO INSURE 100%
COVERAGE FOR REMAINDER OF SHOPPING
CENTER.

REFER TO SHEET L-3.2 FOR IRRIGATION NOTES AND
SHEET L-3.3 FOR IRRIGATION DETAILS.

NOTE: ALL PLANTING AND IRRIGATION WORK AND
MAINTENANCE, WITHIN THE SAMPLE ROAD AND NW 27TH
AVENUE RIGHTS-OF-WAY, SHALL BE THE RESPONSIBILITY
OF THE MATER DEVELOPER FOR THIS PROJECT

IT IS REQUIRED TO HAVE A
PRE-CONSTRUCTION MEETING WITH THE
URBAN FORESTRY STAFF PRIOR TO
COMMENCEMENT OF ANY LANDSCAPE
WORK OR SITE WORK AFFECTING EXISTING
TREES. CONTACT THE BOLLUM AT
954-545-7666 or rob@bollumlandscape.com

DRC